



County of Sonoma, California
Citizens' Report



Fiscal Year Ended June 30, 2010

Overview

Board of Supervisors

Valerie Brown	1st District
Mike Kerns	2nd District
Shirlee Zane	3rd District
Paul Kelley	4th District
Efren Carrillo	5th District

County Administrator

Veronica A. Ferguson

County Auditor-Controller

Treasurer-Tax Collector (ACTTC)

Rodney A. Dole

Visit us online at

www.sonoma-county.org

View the Citizens' Report online at:

www.sonoma-county.org/auditor/citizens.htm

E-Mail us your comments at

rdole@sonoma-county.org

The financial information in this report is derived from the County's Comprehensive Annual Financial Report (CAFR) and has been summarized for the casual reader. The CAFR is available at all public libraries in the county as well as online at

www.sonoma-county.org/auditor/financial_reports.htm

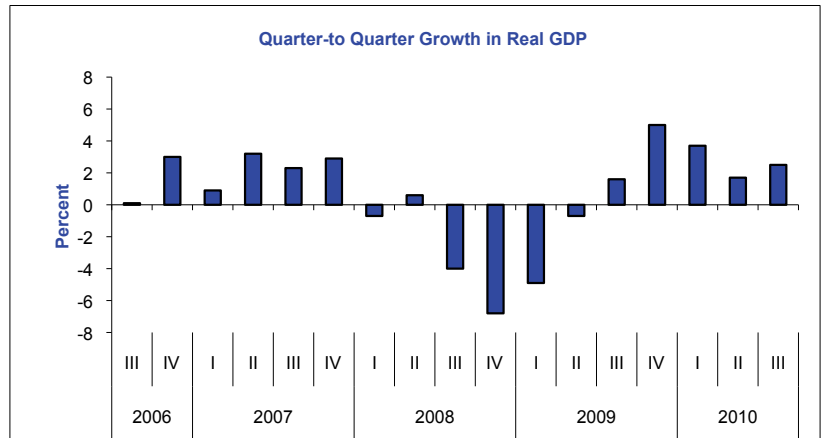
Table of Contents

ACTTC's Message	2-3
County Services	4
Financial Summary	5
Financial Trends	6-7
County Revenues	8
County Expenditures by Function	9
Federal Stimulus Funding	10
Debt Rating	10
Demographics & Economy	11-12
Government Finance Award	13

This report provides an overview of significant financial and economic activity of Sonoma County, California for the Fiscal Year (FY) ended June 30, 2010.

Economic Indicators

The national economy has posted five quarters of positive gross domestic product (GDP) growth, but the effects of the recession are still being felt throughout most of the United States.



General Fund Financial Indicators

Within the CAFR, the County prepares two sets of financial statements that measure finances differently. The government-wide statements present a broad overview and long-term perspective of the County's assets, liabilities, and net assets, as well as its operations. Conversely, the County's fund statements provide a short-term perspective of individual fund's assets, liabilities, and fund balance, as well as the flow of resources during the fiscal year.

The General Fund is the chief operating fund of the County. At June 30, 2010, the fund balance decreased \$16.4 million, or 14 percent, primarily attributable to a decrease in program revenues received to fund the current level of services. For FY 10-11, the anticipated secured property tax revenue is expected to decline by 2.35 percent based on declines in secured valuation, from \$65.1 billion in FY 09-10 to \$63.6 billion in FY 10-11; however, the decrease is smaller than what many counties throughout the State are facing. The continuing California budget issues have resulted in State program reductions and shifts of revenue from County government to the State. The County continues to evaluate its economic condition and align projected revenues with projected expenditures. ☞

A Message From The Auditor-Controller Treasurer-Tax Collector

I am pleased to present the Citizens' Report, a report published with the primary intent of providing you, the citizens of Sonoma County, with an easy to read summary of your County's finances and economic condition.

The County of Sonoma is located in the northwestern part of the State of California, approximately 55 miles north of San Francisco. The County currently occupies over one million acres of land and water with open space and agricultural land accounting for a great majority of this acreage. The County's residents enjoy access to a wide variety of recreational activities locally, and the nearby Sierras provide a playground for winter sports.

Every resident of this County, directly or indirectly, benefits from the wide variety of services provided by the County. In addition to maintaining essential services during Fiscal Year (FY) 2009-10 the County:




- Funded \$30.4 million of energy and water efficiency improvements through the Sonoma County Energy Independence Program (SCEIP), with an additional \$10.1 million approved but not yet funded. The tangible benefits include job creation, reducing energy and water use, and achieving greenhouse gas reductions.
- Proactively applied for federal funding through the American Recovery and Reinvestment Act (ARRA)
- Began the Comprehensive Energy Project for County facilities including the installation of a \$22 million fuel cell to complete attainment of our own commitment to reduce greenhouse gas emissions related to county facilities to 20 percent below 2000-2001 levels in 2010.
- Secured \$450,000 Homeland Security Grant to begin replacing radio equipment working toward greater interoperability between all public safety radio users in the county.
- Updated the County's American with Disabilities Act Transition Plan for County facilities and began the first year of a new multi-year effort to remove barriers to access. The coming year will see the completion of the first and second year's set of projects to remove identified barriers.
- Completed first full year of Early Case Resolution Court. More than 1,000 felony cases were filed in this court during the first year and approximately 70 percent of the cases filed in the first six months were resolved in an average of 21 days as compared to an average of 120 days prior to the establishment of this court.
- Developed an effective plan and vaccination campaign, including vaccinating 9,800 residents against the emerging H1N1 flu pandemic.
- Completed 9 land conservation projects totaling over 7,000 acres including the largest conservation acquisition in Sonoma County to date, the Jenner Headlands at 5,360 acres.
- Assisted 2,772 households and 215 mostly homeless clients with rents; awarded over \$4 million in affordable housing loan proceeds to 7 local projects to build 193 new affordable housing units in the county.
- Achieved greater than 25 percent reduction in water diversion from the Russian River and managed the low flow conditions necessitated by multiple years of dry conditions.

A Message From The Auditor-Controller Treasurer-Tax Collector Continued

- Implemented a subsidized employment program for low income individuals with federal stimulus funding and, in partnership with the Water Agency, the Office of Education, New Ways to Work and other non-profit agencies, employed more than 300 low income youth in a Summer Jobs Program.
- Delivered educational programs to over 13,000 children from over 60 schools with emphasis on new health and environmental programs, including 45 field trips serving 2,000 youth to the Healthy Earth, Healthy Bodies program at Tolay Lake Regional Park.

I hope you find this report both useful and informative. Please call me at (707) 565-2631 if you have questions, suggestions, or would like additional information. In addition to this report, we publish a Comprehensive Annual Financial Report and a Final Budget that are available at www.sonoma-county.org/auditor/financial_reports.htm. ☞

Sincerely,



Rodney A. Dole
Auditor-Controller Treasurer-Tax Collector



Sea Ranch Coastline



Efren Carrillo
5th District

Valerie Brown
1st District

Shirlee Zane
3rd District



Policymaking and legislative authority is vested in the County Board of Supervisors (the Board), which consists of an elected official from each of five districts. A County Administrator is appointed by the Board, and assists the Board in managing, directing, and coordinating operations of all County departments, four of which have elected department heads.

Did you know there is one supervisor to every 98,657 citizens of Sonoma County?

The County, with an average of 3,883 full-time equivalent employees, provides a full range of services to its residents. Citizens residing in unincorporated areas of the County receive all municipal services from the County including law enforcement, fire protection, land use and zoning, building permits, local road building and maintenance, animal care and control, and public libraries. In addition, most services performed by the County are provided for all residents, regardless of whether those residents live in cities or unincorporated areas. The County's principal functions include seven major areas: general government, public protection, public ways and facilities, health and sanitation, public assistance, education, and recreation and cultural services. ☞

Financial Summary

This section is designed to provide a high-level overview of the financial health and stability of the County including significant trends and a summary of the County's major sources of revenues and use of funds.

Financial highlights of FY 2009-10

- Total Government-wide net assets increased by \$44 million, or 3 percent as compared to last year.
- Government-wide revenues increased \$11 million, or 1 percent as compared to last year.
- Public Protection receives the largest share of the County's local taxes and accounts for 29 percent of the County's expenditures.
- Health & Sanitation and Public Assistance account for 39 percent of the County's expenditures.
- The County's governmental funds reported a combined ending fund balance of \$455 million, a decrease of \$58 million or 11 percent as compared to last year.
- General Fund expenditures ended the year \$40 million, or 9 percent below budget.

Change in Net Assets- Primary Government (In Thousands)

	Fiscal Years		Increase/(Decrease)		% of Total
	2009-10	2008-09	Amount	% Change	
REVENUES					
Program Revenues:					
Charges for services	\$228,931	\$257,289	(\$28,358)	-11%	24%
Operating grants & contributions	415,975	379,507	36,468	10%	43%
Capital grants & contributions	40,936	21,078	19,858	94%	4%
General Revenues:					
Property taxes	217,109	221,233	(4,124)	-2%	22%
Other taxes	10,253	10,574	(321)	-3%	1%
Grants & other governmental revenues, not restricted to specific programs	12,208	16,337	(4,129)	-25%	1%
Unrestricted investment earnings	19,208	28,044	(8,836)	-32%	2%
Gain on sale of capital assets	2,194	176	2,018	1147%	0%
Other general revenues	20,576	22,241	(1,665)	-7%	2%
Total Revenues	967,390	956,479	10,911	1%	100%
EXPENDITURES					
General government	102,272	98,084	4,188	4%	11%
Public protection	270,306	260,005	10,301	4%	29%
Public ways	32,958	35,382	(2,424)	-7%	4%
Health and sanitation	130,761	137,012	(6,251)	-5%	14%
Public assistance	233,972	220,082	13,890	6%	25%
Education	18,409	18,933	(524)	-3%	2%
Recreation and cultural services	15,290	15,475	(185)	-1%	2%
Interest on long-term debt	35,320	31,962	3,358	11%	4%
Refuse	(24,419)	36,398	(60,817)	-167%	-3%
Energy Independence Program	1,742	71	1,671	2354%	0%
Water Agency	53,651	53,009	642	1%	6%
Sonoma Valley Sanitation District	13,242	11,798	1,444	12%	1%
Other programs	39,654	40,876	(1,222)	-3%	4%
Total Expenditures	\$923,158	\$959,087	(\$35,929)	-4%	100%
Change in Net Assets	44,232	(2,608)	\$46,840		
Net Assets, Beginning of the year	1,339,531	1,336,088			
Net Assets, Beginning of the year, as restated	1,340,028	1,342,139			
Net Assets, End of the year	\$1,384,260	\$1,339,531			

Financial Trends

Net Assets

The Statement of Net Assets presents the County's assets and liabilities, with the difference between the two reported as net assets. Net assets can be a useful indicator of the well-being of the County and, over time, indicates whether the County's financial position is improving or declining. As of June 30, 2010, the County's Government-wide net assets increased \$44 million or 3 percent.

- Net assets invested in capital assets, net of related debt refers to the County's total capital assets less any debt incurred to purchase or construct those assets. These net assets increased \$42 million or 4 percent.
- Restricted net assets decreased \$19 million or 7 percent. Use of these assets, net of liabilities, is subject to external restrictions.
- Unrestricted net assets increased \$21 million or 22 percent. The increase is mainly a result of the Refuse landfill closure and post closure liability reduction.

Net Assets-Primary Governments (In Thousands)

	Fiscal Year		Increase/(Decrease)	
	2009-10	2008-09	Amount	% Change
Current and other assets	1,145,431	1,205,862	(60,431)	-5%
Capital assets	1,372,038	1,333,559	38,479	3%
Total Assets	2,517,469	2,539,421	(21,952)	-1%
Long-term liabilities	921,196	968,008	(46,812)	-5%
Other liabilities	212,013	231,385	(19,372)	-8%
Total Liabilities	1,133,209	1,199,393	(66,184)	-6%
Net Assets				
Invested in capital assets, net of related debt	1,006,323	963,901	42,422	4%
Restricted	262,463	281,511	(19,048)	-7%
Unrestricted	115,474	94,616	20,858	22%
Total Net Assets	1,384,260	1,340,028	44,232	3%



Danielli Foothills

Danielli Property

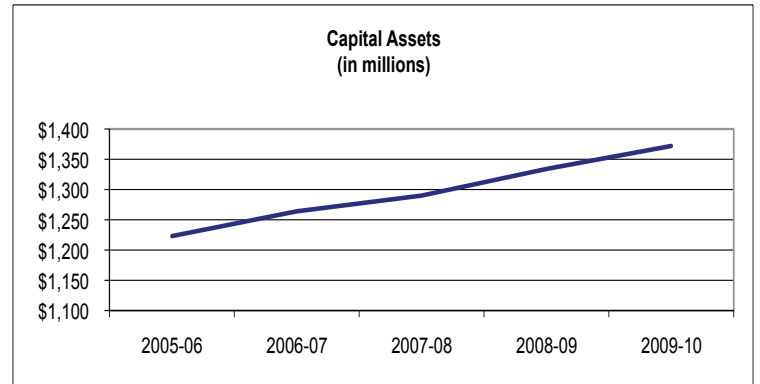
In 2010, the Sonoma County Agricultural Preservation and Open Space District permanently protected the Danielli property with a conservation easement. Situated along Highway 12, the scenic corridor between Santa Rosa and Kenwood, this property provides highway travelers with scenic vistas of the valley floor up into the foothills of the Mayacamas Mountains. The conservation easement protects the natural resources on 165-acre property including creeks, woodlands, and open meadows which provide wildlife habitat and connect to adjacent protected lands. ☞

Financial Trends

Capital Assets

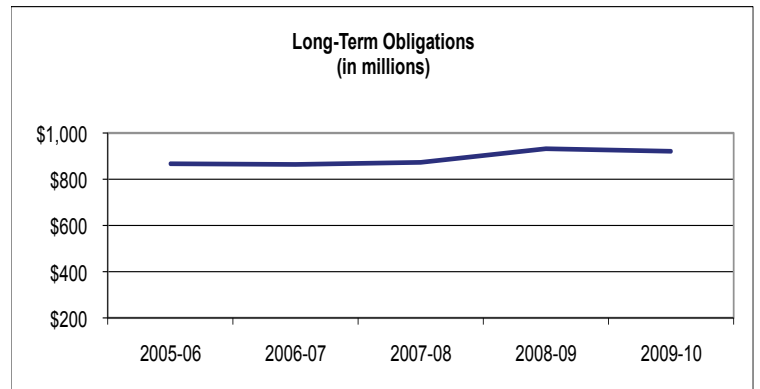
The County's investment in capital assets increased \$38 million or 3 percent as of June 30, 2010. The County's capital asset activities were as follows:

Capital Assets (in thousands)	
Capital Assets, Beginning of year as restated	\$1,333,564
Asset additions	103,843
Retirements	(21,022)
Depreciation	(44,341)
Transfers	(6)
Capital Assets, End of year	<u>\$1,372,038</u>



Long-Term Liabilities

- At June 30, 2010, total long-term liabilities amounted to \$921 million, a decrease of \$47 million or 5 percent.
- Of the \$47 million decrease in long-term liabilities, the Refuse landfill closure and post closure liability reduction of \$58 million accounts primarily for the change.

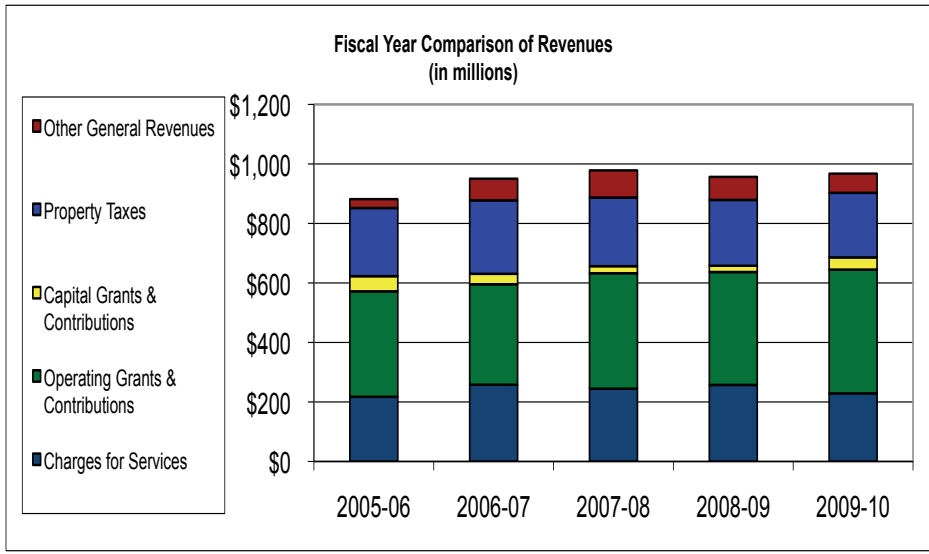


Crane Home Ranch

In 2010, the Sonoma County Agricultural Preservation and Open Space District purchased a conservation easement over Crane Home Ranch, located east of Rohnert Park. The Crane melon, which is grown on this 48-acre property, was developed by the Cranes about 100 years ago specifically for the soil and climate conditions found there, and is an important part of Sonoma County's agricultural heritage. The Crane family has been living and farming at this location since the 1850's, with fifth and sixth generations of the Crane family still farming today. The conservation easement protects the property's agricultural resources and its two riparian corridors which flow to the Laguna de Santa Rosa. ☞



Crane Canyon Farm



Total Revenues

The County's total revenues for FY 2009-10 were \$967 million, an increase of \$11 million or 1 percent over the prior year. This total is the aggregate of program revenues and general revenues.

Program Revenues

Program Revenues include Charges for Services, Operating Grants & Contributions and Capital Grants & Contributions, which are derived directly from individual programs or from parties outside the County's taxpayers or citizenry.

- Charges for Services are revenues collected through charges to customers or applicants who purchase, use, or directly benefit from goods, services, or privileges provided. Charges for Services decreased by \$28 million, or 11 percent, in FY 2009-10 attributable to a decrease in public protection related activities.
- Operating Grants & Contributions are revenues received from parties outside the County (i.e. – State and Federal funding) and are generally restricted to one or more specific programs. These revenues increased \$36 million, or 10 percent, primarily related to public assistance and public protection.
- Capital Grants & Contributions increased \$20 million, or 94 percent, due to new federal funding of major capital projects being started during FY 2009-10.

General Revenues

Taxes and other items, such as unrestricted grants and interest revenues not reported as program revenues, are classified as General Revenues. In FY 2009-10:

- Other taxes decreased \$.3 million, or 3 percent due to a decline in transient occupancy and documentary transfer taxes.
- Grants and other governmental revenues not restricted to specific programs decreased \$4 million, or 25 percent.
- Unrestricted investment earnings decreased \$9 million, or 32 percent, as a result of a smaller investment pool and a decline in interest rates.



County Expenditures by Function

Total Expenditures

The County's expenditures for FY 2009-10 were \$923 million, a decrease of \$36 million, or 4 percent, over the prior year. Expenditures are classified by function or service.

General Government (\$102 million, 11 percent of total expenditures) Represents expenditures incurred for administrative offices, the Board of Supervisors, County Administrator, County Counsel, Human Resources, Information Systems, Auditor-Controller Treasurer-Tax Collector, Clerk-Recorder-Assessor, and Registrar of Voters.

Public Protection (\$270 million, 29 percent of total expenditures) Consists of Sheriff-Coroner, District Attorney, Adult Probation, Juvenile Probation, Public Defender, and Emergency Services.

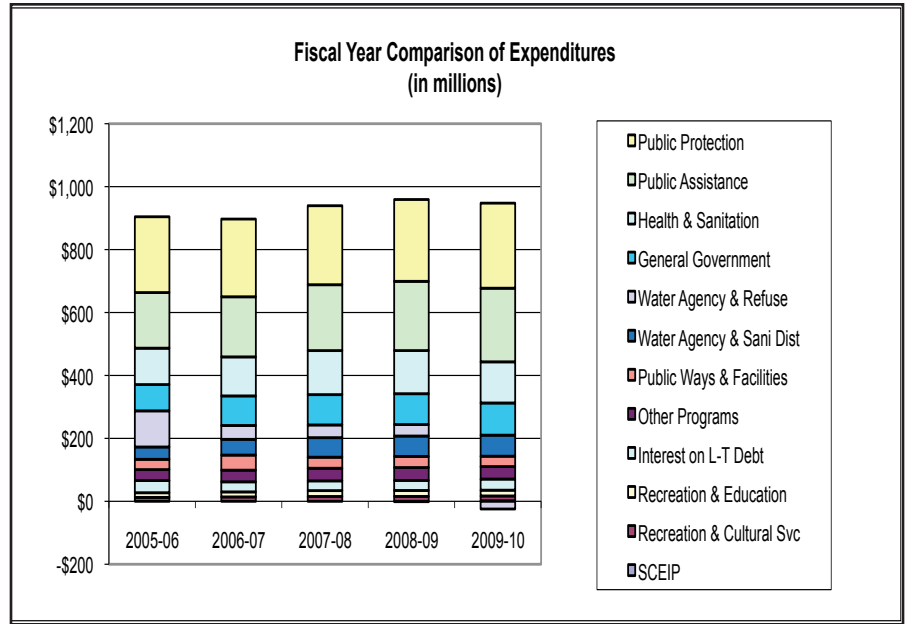


Public Ways & Facilities (\$33 million, 4 percent of total expenditures) Consists of Transportation and Public Works and includes repairs and maintenance of public roads.

Health & Sanitation (\$131 million, 14 percent of total expenditures) Includes Public Health, Environmental Health, Mental Health, as well as, Alcohol and Other Drug Services.

Public Assistance (\$234 million, 25 percent of total expenditures) Consists of Human Service programs such as Economic Assistance, Employment and Training, Adult and Aging, as well as, Child Support Services and In-Home Support Services.

Education (\$18 million, 2 percent of total expenditures) Includes the Sonoma County Library, University of California Cooperative Extension, an agricultural-based research and educational program.



Recreation & Cultural Services

(\$15 million, 2 percent of total expenditures) Represents operations and maintenance of the County's regional and community parks, campgrounds, swimming facilities, and trails.



Interest on Long-Term Debt

(\$35 million, 4 percent of total expenditures) Includes the indirect interest expense paid on general long-term debt incurred by the governmental functions.

Refuse (\$24 million operating revenues over expenditures, or -3 percent of total expenses) The negative net expenses for Refuse was the result of a gain on remeasurement of the landfill liability of \$58 million.

Energy Independence Program (\$2 million, <1 percent of total expenses) Consists of operating costs related to running the Sonoma County Energy Independence Program (SCEIP).

Water Agency (\$54 million, 6 percent of total expenditures) Includes the transportation of water and generation of electrical power for services.

Sonoma Valley County Sanitation District (\$13 million, 1 percent of total expenses) Represents operations maintenance and expansion of the wastewater treatment and reclamation facilities for the district.

Other Program Expenses (\$40 million, 4 percent of total expenses) Includes the County Sanitation Districts of Russian River, South Park and Occidental, as well as Airport, Transit, Community Hospital, Spud Point Marina and Sonoma County Fair. ☼

Federal Stimulus Funding For The County

The State of California has experienced significant budget issues for several fiscal years. In order to balance the budget the State has made severe cuts in health and human services and taken billions of dollars from local governments. On February 17, 2009, President Obama signed the American Recovery and Reinvestment Act (ARRA) to boost the economy by preserving and creating jobs, investing in infrastructure and energy efficiency projects and to stabilize local and state government funding. The County has been proactive and aggressive in applying for ARRA funding, and has received \$33.45 million through September 30, 2010. The funding has either saved or created 704.75 full time equivalent positions, with 94 percent or 659 positions in the private sector. The following shows the diverse nature and scope of the programs in Sonoma County that received assistance:

- Enhanced Job Link services including Skills Assessment, Job Search Workshops, One-to-One Counseling and training scholarships.
- Launched the Subsidized Employment Program which is enabling private employers to keep 400 employed.
- Funded Sonoma County's Roadway & Bridge Surface Preservation Program. Over 60 miles of roadways and 45 miles of bridge decks will be sealed, extending their useful life by ten years.
- Completed terminal improvements to the Charles M. Schulz Sonoma County Airport using \$1.68 million in ARRA funds.
- Awarded \$1.98 million in Energy Efficiency and Conservation Block Grants funds. These funds will support a range of projects, including the build out of photovoltaic capacities on County buildings, charging stations for electric vehicles, and the replacement of inefficient water heating systems.
- Purchased two new Clean Air Buses.
- Protected the services provided to 4,000 seniors by maintaining wages of home care workers. ☞

Debt Ratings

The County's most recent ratings continue to show its overall credit worthiness despite the environment of credit tightening. The County maintains a Standard & Poor's "SP-1+" rating for short-term notes and a Fitch rating of "AA" for long-term pension obligation bonds and a Standard & Poor's rating of "AA-" for long-term pension obligation bonds and certificates of participation.

Fitch, in its August 6, 2010 report noted the following characteristics as its rationale for its investment grade credit rating for the 2010 Pension Obligation Bonds:

- Healthy general fund reserves, conservative budgeting and strong financial management.
- Tourism, wine production as well as proximity to the Bay Area employment market, a diverse tax base and above-average wealth levels. Infrequent debt issuer with low per capita debt.

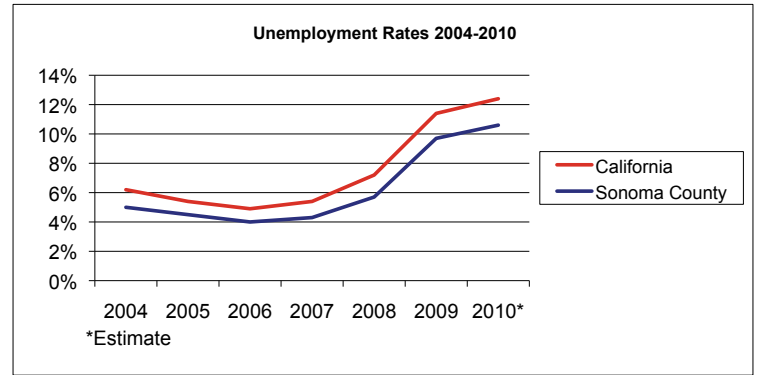
Standard & Poor's, in its October 14, 2010 rating of "SP-1+" for the County's Tax Revenue Anticipation Notes (TRAN) for FY 10-11 stated the following:

- Sonoma County's general creditworthiness as well as a demonstrated track record of successfully issuing and paying off in a timely manner its annual TRANs. ☞

Demographics & Economy

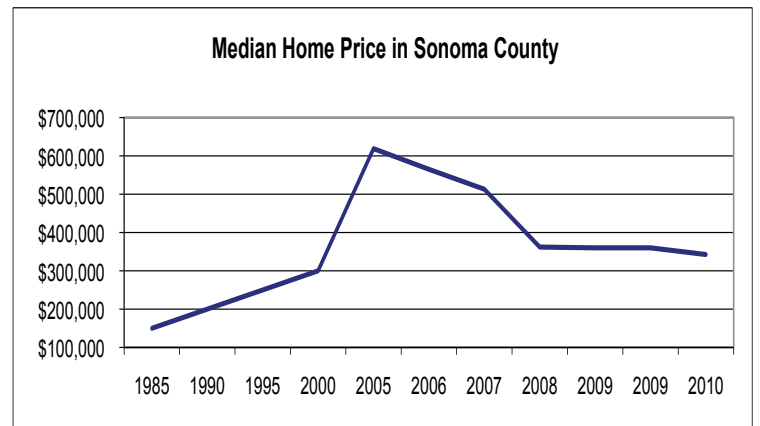
The national economy has posted five quarters of positive GDP growth but the effects of the recession are still being felt throughout most of the United States. California still lags the nation but signs of an emerging recovery are being seen in certain segments of Sonoma County especially the technology sector. California has been severely impacted by the real estate collapse and has lost jobs at a significant rate. Home prices have been significantly affected throughout the County. Retail sales County-wide have been declining for three years but the first two quarters of 2010 show positive growth as compared to the first two quarters of 2009. Tourism is a vital component of the County and has seen negative growth in 2009 and indicators for 2010 expect that trend to continue with some moderation in the pace of the decline. California has faced and continues to face a significant budget crisis and government pension funds including Sonoma County's incurred significant losses in the investment market. The lingering effects of the recession are still being felt in Sonoma County; the recovery is expected to gather strength in 2011 with technology being the driving force behind the recovery. The unknowns in the economy include uncertainty related to unemployment, mortgage defaults, credit tightening, lack of consumer confidence, consumer spending, and tourism spending decreases. All of these factors will impact the County's revenue and tax base.

The County's economy has been further hampered by weak consumer spending. Unemployment is higher than the national average but significantly lower than the state's average. The County's unemployment rate increased from 9.7 percent (2009 Annual) to 10.8 percent through June 2010. This is higher than the national unemployment rate of 9.7 percent and significantly lower than the California unemployment rate of 12.5 percent. By October 2010, economic conditions improved slightly on a National and State level, with national unemployment at 9.65 percent and California unemployment at 12.4 percent. The County's unemployment rate has decreased slightly to 10.6 percent. Sonoma County's technology sector which includes wireless telecom, medical technology, and manufacturing has been the major driver for the county's emerging recovery and is expected to be going forward. The County remains an attractive option for small and medium-sized businesses and corporations looking for new or expansion sites. Small businesses (establishments with fewer than 50 workers) account for more than 50 percent of Sonoma County's private sector employment. Overall, the local economy is projected to experience sluggish growth in the coming year. ☞



Housing

The housing market throughout the U.S. and especially California has experienced significant upheaval and Sonoma County has not been immune. The median home price, which more than tripled over the last 15 years reaching \$619,000 in August 2005, dropped to \$342,500 in October 2010, a decrease of 46.67 percent. The year-over-year median home price decrease from October 2009 to October 2010 is \$17,500 or 4.9 percent, which may be a reflection of continuing economic fears. In addition, the federal homebuyer's tax credit was slated for expiration in November 2009 leading to increased demand and sales. It is expected that the drop in the median home price will help rekindle house sales in the spring as housing affordability levels are now at their highest levels in over two decades. ☞



Population

Fueled by job growth and quality of life, Sonoma County has continued a modest growth rate, reaching 493,285 residents in 2009. Since 2000, the population has increased by 34,671 residents, or 7.6 percent. The majority of these residents, 68.6 percent, live within our nine cities. The City of Santa Rosa has led the growth, adding 1,940 residents, or 1.2 percent, remaining our largest city with 163,436 residents. ☞

Agriculture and Wine

The long-term economic outlook for Sonoma County agriculture remains favorable; the reported value for 2009 was \$653 million, representing a 12.0 percent increase from the 2008 value of \$583 million. Sonoma County is recognized as a premier grape growing region. The recently approved labeling requirement has the potential to enhance the long-term outlook for the wine industry. Beginning in 2015, wines produced in the county must include Sonoma County along with their regional appellations on their label. The expectation is that this will increase the name recognition of Sonoma County, fueling increased tourism and awareness as a premier wine producing region, a similar benefit was recognized when a labeling requirement was instituted for Napa. In 2009, Sonoma County had 62,907 acres of vineyards and produced 212,675 tons of grapes, a 25.8 percent increase from the prior year harvest. In 2009, livestock and poultry increased over \$6.6 million, or 14.5 percent, to \$52.3 million. The fastest growing segment of U.S. agriculture is organic farming; sales have grown from \$1 billion in 1990 to a projected \$23.6 billion in 2009. Sonoma County continues to be a pioneer in the organic agricultural industry, the number registrants and acres under cultivation certified as organic continues to grow. ☞



Recreation and Tourism

The County has a system of more than 45 parks and 120 miles of trails, which provide access to the Pacific Ocean, mountains, redwood forests, lakes, and historic locations. These parks, consisting of over 8,855 acres, attracted approximately 4.9 million visitors in FY 09-10. The parks system continues to add new property, trails, and other recreational resources to provide safe and accessible outdoor adventure opportunities in addition to protecting our unique natural surroundings. Sonoma County's tourism industry continues to feel the lingering effects of the recession and overall decreases in business and leisure travel worldwide. In 2009 the lodging occupancy rate was 56.1 percent, down from 61 percent in 2008. The average daily room rate continued to decrease from the record set in 2007 of \$130.60 when adjusted for inflation, seeing a real decrease of 10.6 percent from 2008. During 2008 visitors spent \$1.35 billion in Sonoma County and supported nearly 16,970 jobs. Overall commercial airline service provided by Horizon Air has been successful despite the 9 percent decline in air passenger traffic in 2009 with ridership increasing every month since May, and November up 7 percent from the same month last year. Although Sonoma County's tourism industry has recently weakened, in the long run tourism is expected to remain strong as demand for its wine rebounds and as the U.S. economy continues to climb out of the worst economic downturn since the 1930's. In addition to wineries and vineyards, Sonoma County is increasingly offering a wider assortment of tourist attractions including spas, restaurants, outdoor activities, theaters, the Infineon Raceway, and hosting the AMGEN Tour of California which attracts top cycling professionals. ☞



Award For Outstanding Achievement

The Government Finance Officers Association (GFOA) of the United States and Canada has given an Award for Outstanding Achievement in Popular Annual Reporting to Sonoma County for its Popular Annual Financial Report for the fiscal year ended June 30, 2009. The Award for Outstanding Achievement in Popular Annual Financial Reporting is a prestigious national award recognizing conformance with the highest standards for preparation of state and local government popular reports. The published report must reflect the program standards of creativity, presentation, understandability and reader appeal. We believe our current report continues to conform to the Popular Annual Financial Reporting requirements, and are submitting it to the GFOA. ☞



Sources

The following sources were used to compile this report:

- California Department of Finance (DOF)
- US Bureau of the Census
- State of California Employee Development Department
- Sonoma County 2008-2009 Economic and Demographic Profile
- Sonoma County Local Economic Report Fall 2010
- Sonoma County Economic Development Board's 2010 Tourism Report
- Sonoma County 2009 Agricultural Crop Report
- U.S. Bureau of Economic Analysis ☞

